

SCIENTIFIC REPORTS



OPEN

Regimes of turbulence without an energy cascade

C. F. Barenghi¹, Y. A. Sergeev² & A. W. Baggaley¹

Received: 16 March 2016
Accepted: 30 September 2016
Published: 20 October 2016

Experiments and numerical simulations of turbulent ⁴He and ³He-B have established that, at hydrodynamic length scales larger than the average distance between quantum vortices, the energy spectrum obeys the same 5/3 Kolmogorov law which is observed in the homogeneous isotropic turbulence of ordinary fluids. The importance of the 5/3 law is that it points to the existence of a Richardson energy cascade from large eddies to small eddies. However, there is also evidence of quantum turbulent regimes without Kolmogorov scaling. This raises the important questions of why, in such regimes, the Kolmogorov spectrum fails to form, what is the physical nature of turbulence without energy cascade, and whether hydrodynamical models can account for the unusual behaviour of turbulent superfluid helium. In this work we describe simple physical mechanisms which prevent the formation of Kolmogorov scaling in the thermal counterflow, and analyze the conditions necessary for emergence of quasiclassical regime in quantum turbulence generated by injection of vortex rings at low temperatures. Our models justify the hydrodynamical description of quantum turbulence and shed light into an unexpected regime of vortex dynamics.

Unlike what happens in ordinary fluids, vorticity in quantum fluids is constrained to vortex filaments of quantized circulation. Recent experimental, numerical and theoretical studies^{1–3} have revealed the surprising result that quantum turbulence, despite the discrete nature of the vorticity, obeys the same Kolmogorov scaling which is observed for homogeneous isotropic turbulence in ordinary fluids. More precisely, the superfluid kinetic energy spectrum scales as $E_k \sim k^{-5/3}$ in the ‘hydrodynamical’ range $k_D = 2\pi/D \ll k \ll k_\ell = 2\pi/\ell$, where k is the wavenumber, D the size of the system, and ℓ the average distance between vortex lines. (What happens at length scales smaller than ℓ is very interesting - issues which are debated are the Kelvin wave cascade and the possible existence of an energy flux bottleneck - but is outside the scope of this work). Evidence for Kolmogorov scaling has been found in both bosonic ⁴He and in fermionic ³He-B, at both high temperatures (where helium acquires a two-fluid nature due to the presence of the normal fluid) and low temperatures. It has also been found, numerically⁴ and experimentally⁵, that, when averaged over scales larger than ℓ , the turbulent velocity components obey the same Gaussian statistics of classical turbulence. The current⁶ interpretation of these results is that quantum turbulence represents the ‘skeleton’ of ordinary turbulence.

However, there is also evidence for a very different spectral nature, in which the largest eddies are weak, most of the energy is contained in the intermediate scales, and the large wavenumber range has the k^{-1} dependence of isolated vortex lines. Such features suggest a tangle of randomly oriented vortex lines whose velocity fields tend to cancel each other out. This second form of turbulence, named ‘Vinen’ or ‘ultraquantum’ turbulence to distinguish it from the previous ‘Kolmogorov’ or ‘quasiclassical’ turbulence⁷, has been identified both numerically⁸ and experimentally (in low temperature ⁴He^{9,10} and in ³He-B¹¹), and also (numerically) in high temperatures ⁴He driven by a heat current¹² (thermal counterflow).

The natural question is whether either Vinen turbulence is some new form of disorder (if so, why it has not been observed in classical turbulence?) or there are physical mechanisms which prevent the development of the classical Kolmogorov spectrum and the energy cascade. In this report we shall argue that the latter is the solution of this important puzzle.

Kolmogorov Scenario

In this section we briefly summarize the Kolmogorov phenomenology for classical turbulence (undoubtedly, the content of this section is well known and can be found in every standard text on classical turbulence¹³). This will

¹Joint Quantum Centre (JQC) Durham-Newcastle, School of Mathematics and Statistics, Newcastle University, Newcastle upon Tyne, NE1 7RU, UK. ²Joint Quantum Centre (JQC) Durham-Newcastle, School of Mechanical and Systems Engineering, Newcastle University, Newcastle upon Tyne, NE1 7RU, UK. Correspondence and requests for materials should be addressed to C.F.B. (email: carlo.barenghi@newcastle.ac.uk)

make our derivations of the conditions for/against the existence of the kinetic energy cascade and of the associated Kolmogorov scaling in quantum turbulence more transparent.

In classical homogeneous and isotropic turbulence (away from the boundaries) the Richardson energy cascade takes place if there exists an interval of length scales (known as the ‘inertial range’) such that, at every scale r within this range, the dissipation time $\tau_d \approx r^2/\nu$ (where ν is the kinematic viscosity) is much longer than the eddy turnover time $\tau_r \approx r/u_r$:

$$\tau_d \gg \tau_r, \quad (1)$$

with the velocity at the length scale r given by

$$u_r = \epsilon^{1/3} r^{1/3}, \quad (2)$$

where $\epsilon = -dE/dt$ is the energy dissipation rate and E the energy per unit mass (we assume that the fluid has constant density).

Condition (1) for the existence of the cascade can be reformulated as $\text{Re}_r \gg 1$, where

$$\text{Re}_r = \frac{u_r r}{\nu} = \frac{\epsilon^{1/3} r^{4/3}}{\nu} \quad (3)$$

is the scale-by-scale Reynolds number. Inequality (1) becomes invalid at the Kolmogorov length scale, $r = \eta = \nu/u_r$, where, by definition, $\text{Re}_r = 1$ (that is, viscous and inertial forces are comparable).

The energy spectrum, E_k , is defined by

$$E = \frac{1}{V} \int \frac{u^2}{2} dV = \int E_k dk, \quad (4)$$

where V is the volume. Within the inertial range, the Kolmogorov scaling of the energy spectrum is obtained assuming that E_k depends only on ϵ and k . Simple dimensional analysis then yields the famous result that, within the inertial range $k_D \ll k \ll k_\eta = 2\pi/\eta$, the energy spectrum is

$$E_k = C_K \epsilon^{2/3} k^{-5/3}, \quad (5)$$

where C_K is a dimensionless constant of order unity.

Results

Hydrodynamic regime of quantum turbulence. We now turn to quantum turbulence. Unlike classical turbulence, where vorticity is continuous and eddies have arbitrary shape and strength, quantum turbulence consists of individual vortex lines. Each vortex line carries one quantum of circulation $\kappa = h/m$, where h is Planck’s constant and m the mass of the relevant boson (one atom for ^4He , one Cooper pair for $^3\text{He-B}$).

In analogy with classical turbulence, we are interested in the existence of a Richardson energy cascade in the hydrodynamic range $k_D \ll k \ll k_\ell$, which is the regime of vortices interacting with each other; we are not interested in the $k \geq k_\ell$ regime of isolated vortex lines (an important but different physical problem with no direct relation to classical fluid dynamics).

We, therefore, consider the length scales r such that

$$r \gg \ell, \quad (6)$$

where the mean intervortex distance, ℓ can be inferred from the observed vortex line density L , defined as the total length of vortex lines per unit volume, as $\ell = L^{-1/2}$. However, in the zero-temperature limit this relation holds only for the smoothed line density; owing to the presence of high frequency Kelvin waves undamped by the mutual friction, in the zero-temperature limit the actual vortex line density exceeds the smoothed line density, see ref. 14 for details which will also be discussed below in the penultimate section of this report.

Similar to the Kolmogorov phenomenology for classical turbulence, the conditions for existence of the Richardson cascade and, therefore, the $k^{-5/3}$ Kolmogorov scaling of the superfluid kinetic energy spectrum, can be obtained by comparing the time scale of dissipation with the turnover time of the macroscopic eddies. In the next two sections we shall make this comparison (distinguishing between high temperature and low temperature regimes) for turbulent states which, anomalously, do not follow the Kolmogorov scaling.

For the sake of brevity, we shall call *non-cascading* the turbulence which does not exhibit scale-by-scale energy transfer. Thus, for a homogeneous isotropic system, the energy spectrum does not scale as $k^{-5/3}$ at large wavenumbers k ; a noticeable feature of such non-cascading turbulence is that kinetic energy is concentrated at some intermediate wavenumbers, giving the spectrum E_k the shape of a ‘bump’ followed by k^{-1} behaviour at large k .

Non-cascading turbulence at high temperatures. We start with quantum turbulence at high temperatures such that $1\text{ K} < T < T_\lambda$ for ^4He , where $T_\lambda \approx 2.17\text{ K}$ is the superfluid transition temperature, or $0.5T_c < T < T_c$ for $^3\text{He-B}$, where $T_c \approx 0.9\text{ mK}$ is the critical temperature of the superfluid transition. At high temperatures the dissipation is caused by the mutual friction between the normal fluid and superfluid vortices. An anomalous, non-cascading superfluid energy spectrum has been predicted¹² for ^4He counterflow and for grid turbulence in $^3\text{He-B}$ in the presence of very viscous, stationary normal fluid¹⁵. Similar conclusions were reached in refs 16 and 17, where it has been shown that, in the case where the normal fluid is either stationary or non-turbulent, the strong mutual friction, which is dissipative at all length scales, prevents the emergence of the inertial range and the $5/3$

energy spectrum in the superfluid component. Our aim here is to reveal the physical mechanism which prevents the formation of the classical Kolmogorov spectrum.

To find the timescale associated with the mutual friction, we develop the following simple macroscopic model of thermal counterflow in ^4He .

The coarse-grained (that is, averaged over a scale much larger than the intervortex distance) superfluid and normal fluid velocities, \mathbf{V}_s and \mathbf{V}_n , are governed by the equations^{18,19}

$$\rho_s \frac{D\mathbf{V}_s}{Dt} = - \frac{\rho_s}{\rho} \nabla p + \rho_s S \nabla T - \mathbf{F}, \quad (7)$$

$$\rho_n \frac{D\mathbf{V}_n}{Dt} = - \frac{\rho_n}{\rho} \nabla p - \rho_s S \nabla T + \mathbf{F} + \mu \nabla^2 \mathbf{V}_n, \quad (8)$$

where p is the pressure, S the entropy, T the temperature, ρ_s and ρ_n the superfluid and normal fluid densities, $\rho = \rho_s + \rho_n$ the total density, μ the viscosity, and D/Dt the convective derivative. The mutual friction force per unit volume is

$$\mathbf{F} = \alpha \kappa L \rho_s (\mathbf{V}_s - \mathbf{V}_n), \quad (9)$$

where α is the temperature-dependent mutual friction coefficient (for ^4He its values, obtained from the counterflow measurements, are tabulated in ref. 20). The quantum of circulation is $\kappa = 0.997 \times 10^{-3}$.

We consider for simplicity steady one-dimensional flow along the x -direction of a long channel which is closed at one end and open to the helium bath at the other end. At the closed end, an electrical resistor dissipates a given heat flux \dot{Q} , which is carried away by the normal fluid at the velocity $V_n = \dot{Q}/(\rho S T)$. Superfluid flows in the opposite direction to maintain the condition of zero mass flux, $\rho_n V_n + \rho_s V_s = 0$. In this way a relative motion (counterflow) $V_n - V_s = V_{ns}$ is set up between the normal fluid and the superfluid, which is proportional to the applied heat flux, $V_{ns} = \dot{Q}/(\rho_s S T)$. The importance of this flow configuration cannot be understated, as it is used to study the exceptional heat conducting properties of liquid helium as a coolant in engineering applications. Provided that \dot{Q} exceeds a small critical value, the superfluid becomes turbulent, and a tangle of vortex lines fills the channel with vortex line density L . We assume that \dot{Q} is not so large that the normal fluid becomes turbulent. Let $V_s = \bar{V}_s$, $V_n = \bar{V}_n$ and \bar{L} be the values of superfluid velocity, normal fluid velocity and vortex line density, respectively, in the steady-state regime at given temperature T and heat flux \dot{Q} .

To simplify the problem and to highlight the role of the friction, we neglect the viscous term in eq. (8) (which would cause a pressure drop along the channel), and obtain the pressure and temperature gradients induced by the quantum turbulence:

$$\frac{dp}{dx} = 0, \quad (10)$$

and

$$\frac{dT}{dx} = \frac{\alpha \kappa \bar{L}}{S} \bar{V}_{ns}. \quad (11)$$

Equation (10) is known as the Allen-Reekie rule and has been verified in the experiments. Experiments and numerical simulations show that

$$\bar{L} = \gamma^2 \bar{V}_{ns}^2, \quad (12)$$

where γ is a temperature dependent parameter²¹; from eq. (11), this means that the temperature gradient dT/dx is proportional to \bar{V}_{ns}^3 , in agreement with experiments.

The next step is consider the effect of superfluid velocity fluctuations v_s on top of the steady flow \bar{V}_s . Proceeding with a one-dimensional model, we write

$$V_s = \bar{V}_s + v_s(x, t). \quad (13)$$

For the sake of simplicity, and, again, to bring in evidence the role of the mutual friction, we assume that the velocity of the normal fluid remains constant, and linearize the friction, neglecting fluctuations of L , T and p , so that $\bar{L} = L$. After subtracting the steady state, the superfluid equation reduces to

$$\rho_s \left(\frac{\partial v_s}{\partial t} + \bar{V}_s \frac{\partial v_s}{\partial x} \right) = - \alpha \kappa L \rho_s v_s. \quad (14)$$

Having assumed that the channel is long, we change to the moving reference frame $x' = x + \bar{V}_s t$ in which the equation for the superfluid velocity fluctuations becomes

$$\frac{\partial v_s}{\partial t} = - \frac{v_s}{\tau_f}, \quad (15)$$

where the friction timescale is

$$\tau_f = \frac{1}{\alpha\kappa L}. \quad (16)$$

In deriving eq. (15) we have considered a region of the fluid where the vortex line density, L is essentially constant apart from small fluctuations which cause fluctuations of the friction which are much quicker than the evolution of v_s . In this approximation we can assume that L is constant, so the equation for v_s is linear, and, Fourier transforming, we have

$$\frac{du_r}{dt} = -\frac{u_r}{\tau_f}, \quad (17)$$

where $u_r(t)$ is the Fourier component of the superfluid velocity $v_s(x, t)$ at time t and wavenumber $k = 2\pi/r$. The important assumption is that τ_f does not depend on k , so that the linear equation for the velocity v_s in physical space becomes a linear equation for the Fourier component of the velocity u_r .

There are two conditions for the existence of the cascade. The first, given above by inequality (6), is that the scale r must be larger than the intervortex spacing, that is to say we are in the hydrodynamic regime of many vortices, not in the regime of isolated vortex lines. The second, as for the classical cascade, see condition (1), is that

$$\tau_f \gg \tau_r. \quad (18)$$

Using eq. (16) and eq. (2), which is applicable in the considered hydrodynamic regime of many vortices, eq. (18) becomes

$$\frac{\epsilon^{1/2}}{(\alpha\kappa L)^{3/2}} \gg r. \quad (19)$$

The energy dissipation rate is

$$\epsilon = -\frac{d}{dt} \left(\frac{1}{V} \int_V \frac{(\bar{V}_s + v_s)^2}{2} dV \right) = -\frac{d}{dt} \left(\frac{1}{V} \int_V \frac{v_s^2}{2} dV \right), \quad (20)$$

where we have taken into account that the mean value of velocity fluctuations is zero. Using now eqs (15) and (16), the energy dissipation rate can be estimated from eq. (20) as

$$\epsilon = \alpha\kappa L \langle v_s^2 \rangle, \quad (21)$$

where $\langle v_s^2 \rangle$ is the rms of the superfluid velocity fluctuations. We also make the assumption that the average amplitude of the fluctuations, $\bar{v}_s = \langle v_s^2 \rangle^{1/2}$ is only a fraction of the mean superflow, $\bar{v}_s = c_1 |\bar{V}_s|$ with $c_1 \approx 10^{-1}$ or less.

In the counterflow produced by a strong heat current such that the normal fluid is highly turbulent, the turbulent intensity in the latter was recently measured²² by means of the technique using triplet-state He₂^{*} molecular tracers. The fluctuations in the normal fluid were found to be about 0.25 of the normal fluid's mean velocity. The fluctuations in the superfluid have not been measured, but the same level of turbulence intensity can be anticipated. However, in the regime where the normal fluid is laminar or stationary, as in the case considered in the current work, velocity fluctuations in the superfluid component should be much smaller.

Since $\bar{V}_s = \rho_n \bar{V}_{ns} / \rho$, combining eqs (12) and (21) we write criteria (6) and (18) in the form

$$c_2 \ell \gg r \gg \ell, \quad (22)$$

where

$$c_2 = \frac{\rho_n c_1}{\rho \alpha \kappa \gamma}. \quad (23)$$

For temperatures between 1.5 and 2.1 K typical of the counterflow, ρ_n / ρ is between 0.1 and 0.75 and α varies from 0.074 to 0.5²⁰, while γ is of the order of 10^2 s/cm²²¹, so that c_2 is of the order unity and it is impossible to satisfy simultaneously both conditions in inequalities (22). It follows, then, that for the values of parameters typical of the thermal counterflow the Kolmogorov scaling of the energy spectrum should not be expected. (Note that this conclusion has been obtained assuming that the normal fluid velocity is constant. This assumption is violated, so that our model is no longer valid, if the normal fluid itself becomes turbulent, as in the counterflow at a sufficiently large heat current. In this case, owing to the mutual friction between the normal fluid and quantized vortices, the superfluid energy spectrum acquires the $k^{-5/3}$ Kolmogorov scaling).

A typical superfluid kinetic energy spectrum obtained from our numerical simulation of the counterflow turbulence is shown in Fig. 1.

The numerical method and procedure are described in our earlier work^{12,23}. The parameters are: temperature $T = 1.9$ K, counterflow velocity $V_{ns} = V_n - V_s = 1$ cm/s, friction coefficient $\alpha = 0.2$, vortex line density $L \approx 2 \times 10^4$ cm⁻² corresponding to $\gamma = 141$ s/cm², in good agreement with ref. 21. The calculation is performed in a cubic periodic domain of size $D = 0.1$ cm; numerical discretization along the vortex lines is $\Delta\xi \approx 0.0016$ cm.

As seen from Fig. 1, the energy spectrum has a broad peak at intermediate wave numbers, without much energy at the largest scales (smallest k). At large k , the spectrum follows the typical k^{-1} scaling of smooth isolated vortex lines, not Kolmogorov's $k^{-5/3}$ scaling. In fact, using the parameters of the simulation, inequality (22)

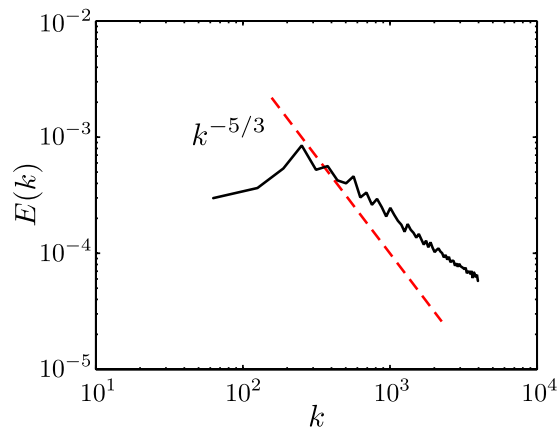


Figure 1. Non-cascading spectrum at high temperature. Typical superfluid energy spectrum E_k (arbitrary units) vs wave number k (cm^{-1}) in thermal counterflow. The hydrodynamical range is from $k_D = 63 \text{ cm}^{-1}$ to $k_\ell = 889 \text{ cm}^{-1}$. Notice the lack of energy at the largest scales and the slope, which is rather different from Kolmogorov's $k^{-5/3}$ scaling (indicated by the dashed line).

becomes $1.8\ell \gg r \gg \ell$, which cannot be satisfied. Since the spectrum of an isolated vortex line scales as k^{-1} , the observation of $E_k \sim k^{-1}$ in a turbulent tangle of vortex lines suggests that far-field effects cancel each other out, in other words that the vortex lines are randomly oriented, and that the only length scale of the turbulence is ℓ .

A similar argument based on the comparison between the time scale of friction with the turnover time of eddies was used to justify the absence of the Kolmogorov energy spectrum in $^3\text{He-B}$ grid turbulence in the presence of the stationary normal fluid¹⁵. On the other hand, the presence of the $k^{-5/3}$ spectrum in ^4He coflows was clearly demonstrated by the experimental measurements^{24,25} and various numerical simulations^{1,26}.

Non-cascading turbulence at low temperatures. There is strong experimental evidence in both ^4He and $^3\text{He-B}$ for the existence of Kolmogorov energy spectra at temperatures so low that the normal fluid, hence the friction, is negligible. This evidence is the observed decay law of the vortex line density, $L \sim t^{-3/2}$, which can be related to an underlying Kolmogorov spectrum. Numerical simulations performed using the Gross-Pitaevskii equation and the Vortex Filament Model confirmed this result by directly measuring the energy spectra.

However, there is also experimental and numerical evidence for a different turbulent regime in which the Kolmogorov spectrum is absent and the resulting decay of turbulence is $L \sim t^{-1}$. As for the high temperature regime discussed in the previous section, the existence of this second regime (called *Vinen*, or *ultraquantum* turbulence in the literature to distinguish it from the *quasiclassical* Kolmogorov regime), presents us with a puzzle.

Our aim is to develop a model which would yield conditions necessary for emergence of the quasiclassical quantum turbulence at very low temperatures such that the presence of the normal fluid can be neglected. A model developed below is based on the experiments reported in refs 9 and 10 in which turbulence was generated by injecting a jet of negative ions (electrons in a bubble state). At low temperatures each injected electron dresses itself into a quantized vortex ring. The rings then collide and reconnect to produce a vortex tangle which gradually fills the experimental cell. A regime of quantum turbulence was then identified by the scaling with time of the decay of vortex line density after the ion injection has stopped. Numerical analysis of the decay of quasiclassical and ultraquantum regimes of turbulence can be found in our paper⁸. In refs 9 and 10 it was found that the regime of turbulence, generated by injection of the ion jet, depends on a duration, t_i of the ion injection: the ultraquantum regime was generated when the duration of injection was relatively short, and the quasiclassical regime was observed if the injection time was longer.

Our model is outlined in the following three paragraphs.

Assume that vortex rings (whose sizes are narrowly distributed around some mean value) are injected into the experimental cell filled with ^4He at very low temperature. The rings collide and reconnect, gradually forming the vortex tangle. Part of the energy injected by vortex rings is fed into the Kelvin waves and ultimately dissipated by the phonon radiation. The vortex line density, L grows until, at time t , called below the “saturation” time, the total energy input by injected rings balances the total energy fed into the Kelvin waves. At this time the growth of the line density stops and thereafter the tangle is in the statistically steady state with the time-averaged vortex line density $L = L(t)$ until time $t = t_i$ when the injection stops and the tangle decays.

The quasiclassical regime of quantum turbulence may be generated in the case where there exists a mechanism of the three-dimensional inverse energy transfer from the scales at which the energy is injected (presumably, the scale of a single vortex ring) to larger scales which substantially exceed the mean intervortex distance in the created vortex tangle. As we argued in our earlier papers^{8,27}, such a mechanism can be provided by anisotropy which favours reconnections of loops of the same polarity. Furthermore, in the cited papers we demonstrated by direct numerical simulation a generation of the Kolmogorov $k^{-5/3}$ energy spectrum resulting from the process of rings' injection, thus mimicking the experiments^{9,10}. The mechanisms of reconnections of injected quantized vortex rings, and of generation of quasiclassical, large-scale velocity fluctuations was further investigated, theoretically and experimentally, in ref. 28; the authors of cited work favoured the view that the process of rings'

reconnections, resulting in creation of the coarse-grained velocity field on the quasiclassical scales, is, in fact, the three-dimensional inverse cascade. However, whether this inverse energy transfer is an inverse cascade or not is irrelevant for the purpose of the current study.

In the process of rings' injection the Kolmogorov spectrum gradually grows through the wavenumber space to smaller wavenumbers eventually filling, at some time t_K , the whole available interval of wavenumbers from $k_\ell = 2\pi/\ell$ to $k_D = 2\pi/D$, where D is the size of the experimental cell (or the integral scale of the fully developed quasiclassical turbulence). If the injection of rings stops at time $t_i \geq t_K$, the following decay of the line density will be that typical of the quasiclassical turbulence and scale with time as $t^{-3/2}$. Had the injection been stopped some time before $t = t_K$, the inverse energy transfer would not have enough time to develop a full Kolmogorov spectrum spanning all available lengthscales, in which case the vortex tangle would still be ultraquantum and decay, after the injection has stopped, as $L \sim t^{-1}$.

Note that our aim is to find conditions necessary for emergence of the quasiclassical regime which is associated with motion at scales larger than the intervortex distance. For such a motion the rate at which the energy is fed into the Kelvin waves plays a rôle of the dissipation rate, and the details of dissipation by phonon emission as well as the possibility of the much debated bottleneck in the energy flux between the macroscopic motion and the Kelvin wave cascade are irrelevant.

The energy of an isolated quantized vortex ring of radius R is²⁹

$$E_r = \frac{\rho\kappa^2 R}{2} F, \quad (24)$$

where the function $F = F(R)$ is

$$F = \ln\left(\frac{8R}{a_0}\right) - \frac{3}{2}, \quad (25)$$

$a_0 \approx 0.1$ nm is the vortex core radius which is of the order of coherence length. We assume here that all injected rings are of the same radius, as practically was the case in the experiments^{9,10}. (In fact, the sizes of the rings are narrowly distributed around some value of the radius. This was taken into account in our earlier numerical studies^{8,27}, but is irrelevant for the purpose of the model considered below).

Assuming that the frequency of rings' injection is f_{in} , the rate of energy input, per unit mass, can be estimated as

$$e_{in} = \frac{1}{2V} \kappa^2 f_{in} R F (1 - p), \quad (26)$$

where $V = D^3$ is the volume of cubic experimental cell, and $p = p(L(t), D)$ is the probability of the vortex ring to propagate through the vortex tangle without collisions with other vortex lines. This probability, which depends on the current vortex line density, $L(t)$ and the size of experimental cell, D was investigated in detail in ref. 30. The probability p is close to unity when the tangle is still very dilute but decreases exponentially with both the vortex line density and the size of experimental cell. For the values of parameters typical of the experiment⁹ ($R \approx 5.3 \times 10^{-5}$ cm and $D = 4.5$ cm), the probability p becomes small (less than 0.25) already for $L \approx 3 \times 10^3$ cm⁻², and negligible when the tangle reaches the saturated, statistically steady state with L of the order 10^4 cm⁻².

For the sake of simplicity we assume below that $p = 0$ so that all injected rings contribute to the growth of the line density. (Note that in the conditions of the cited experiment the probability p is not unity even at the very early stages of tangle's formation as the rings are injected in a narrow beam so that collisions between rings of slightly different radii are not infrequent. This can also be seen in our earlier numerical simulations^{8,27} of the experiment⁹). The saturation time, t_* required for the tangle to reach the statistically steady state will, therefore, be somewhat underestimated. However, as will be seen below, for the parameters of the experiment⁹ a formation of the large scale motion (and, therefore, of the quasiclassical tangle) occurs mainly after the statistically steady state has been reached, that is at times $t > t_*$. Moreover, it will also be shown below that time t_K required for generation of quasiclassical turbulence is independent of t_* . We will also assume that at each moment of time the vortex tangle occupies the whole experimental volume. Although there is some evidence that at the early stages of evolution the tangle occupies only part of the experimental volume, see e.g. Fig. 1 in ref. 9, the simplifying assumptions made above will suffice for the order-of-magnitude estimates of t_K .

The rate, per unit mass, at which energy is fed into the Kelvin waves, and ultimately dissipated, is given by¹⁴

$$\epsilon = G\kappa^3 \ell^{-4} = G\kappa^3 L_0^2, \quad (27)$$

where L_0 is the *smoothed* vortex line density¹⁴, that is the length of line per unit volume after the excited Kelvin waves have been removed, and G is a constant whose numerical value will be discussed below.

Before proceeding with our model, we have to make a rather important remark. In the zero-temperature quantum turbulence the vortex reconnections generate the Kelvin waves which lead to an increase of the *actual* (as opposed to the *smoothed*) vortex line density, L , for which the relation (27) still holds in the form $\epsilon = G'\kappa^3 L^2$, but with $G' < G$. The product $G\kappa$ can be interpreted as the effective viscosity, ν' which was thoroughly discussed in refs 9, 14 and 31. Note also that the mean intervortex distance, ℓ is linked by the relation $\ell \approx L_0^{-1/2}$ to the smoothed line density, not to the actual vortex line density L .

In the last two decades significant experimental^{9,31,32} and theoretical/numerical^{33,34} efforts were made to determine the value of the effective kinematic viscosity in the zero-temperature turbulent ⁴He. In particular,

it was argued³¹ that the value of ν' (or G) should depend on the spectrum of quantum turbulence and, therefore, its value for the quasiclassical (Kolmogorov) regime should differ from that for the ultraquantum (Vinen) turbulence. However, the recent work¹⁰ gives convincing arguments that the value of G is independent of the energy spectrum and, therefore, should be the same for both the quasiclassical and the ultraquantum regimes. Earlier experiments^{9,31,32} and theoretical/numerical results^{33,34} suggested the value of G in the interval 0.06–0.10 (although in some cases it is not clear whether G or G' was actually measured). A very recent study¹⁰ suggests that, in the zero-temperature limit, $G \approx 0.08$ (a more precise estimate for G is hardly possible at present). As will be seen below, for our order-of-magnitude estimates of time t_K required for the formation of the quasiclassical quantum turbulence a precise value of G , and even the uncertainty whether the value used for our estimates is that of G or of G' are unimportant, and, following ref. 10, we will assume that $G = 0.08$.

Using the assumption that $p = 0$, we model the growth of the smoothed vortex line density during the tangle's formation by the equation

$$\frac{dL_0}{dt} = \beta \frac{2\pi R f_{\text{in}}}{V}. \quad (28)$$

Here we introduced the empirical dimensionless constant $\beta < 1$ to account for several phenomena. Firstly, reconnection of the vortex loop, whose line length is $L_R = 2\pi R$, with another vortex ring or with a vortex line within the tangle does not, in general, increase the tangle's total *smoothed* line length by L_R as some of the length may be "lost" to the Kelvin waves (for example, a merger of two rings of the same radius R results in the ring whose smoothed lengths corresponds to a radius of only about $\sqrt{2}R$). In fact, β should be a function of the vortex line density, and, secondly, should also incorporate a dependence on the probability p for the ring to propagate through the tangle without collisions. However, a somewhat simplistic model given by eq. (28) with $\beta = \text{constant}$ will suffice: as will be seen below, the formation of the full Komogorov spectrum occurs after saturation of the tangle (at least for the parameters corresponding to experiment⁹). Moreover, neither the saturated line density, L_* , nor the time t_K of the formation of quasiclassical turbulence depend on the parameter β . For our estimates of time t_K we will assume that $0.5 < \beta < 1$.

Neglecting a small vortex line density at the beginning of the rings' injection so that $L_0(0) = 0$, we integrate eq. (28) within the period of tangle saturation, so that

$$L_0 = 2\pi\beta R f_{\text{in}} t/V, \quad (29)$$

until $t = t_*$ defined such that

$$E_{\text{in}}(t_*) = E_{\text{diss}}(t_*), \quad (30)$$

where

$$E_{\text{in}}(t) = \int_0^t e_{\text{in}} dt = \frac{\kappa^2 f_{\text{in}} R F}{2V} t \quad (31)$$

and

$$E_{\text{diss}} = \int_0^t \epsilon(t) dt = G\kappa^3 \int_0^t L_0^2(t) dt = \frac{(2\pi)^2}{3} \frac{\beta^2 G \kappa^3 R^2 f_{\text{in}}^2}{V^2} t^3 \quad (32)$$

are, respectively, the total injected energy and the total energy dissipated by the Kelvin wave cascade (both quantities are per unit mass). The total dissipation, E_{diss} , which grows with time as t^3 , cannot exceed the total energy input E_{in} whose growth with time is linear. We, therefore, assume that at time $t = t_*$ following from eqs (30)–(32) in the form

$$t_*^2 = \frac{3VF}{8\pi^2 \beta^2 G \kappa f_{\text{in}} R}, \quad (33)$$

the growth of L_0 stops and hereafter

$$L_0 = L_0(t_*) = L_*, \quad \ell = \ell_* = L_*^{-1/2}, \quad \text{and} \quad \epsilon = \epsilon_* = G\kappa L_*^2, \quad (34)$$

where

$$L_* = \left(\frac{3f_{\text{in}} R F}{2G\kappa V} \right)^{1/2}, \quad \ell_* = \left(\frac{2G\kappa V}{3f_{\text{in}} R F} \right)^{1/4}, \quad \epsilon_* = \frac{3\kappa^2 f_{\text{in}} R F}{2V} \quad (35)$$

(note that these quantities do not depend on the modelling parameter β in eq. (28)).

We turn now to the formation of quasiclassical turbulence. We assume that, resulting from the inverse energy transfer (cascade) induced by reconnections between injected vortex loops, all injected energy gradually forms a quasiclassical tangle up to wavenumber k which depends on time. We also assume that during this process the quasiclassical turbulence remains quasistationary. The energy, per unit mass, of the quasiclassical tangle is then given by

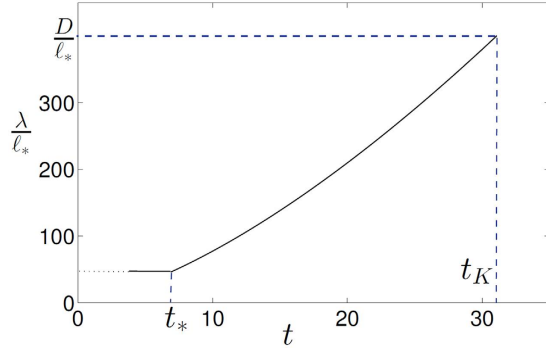


Figure 2. Quasiclassical lengthscale λ (in units of ℓ_*) vs time (in s). Here t_K is the time when λ has become equal to the experimental cell's size so that the full Kolmogorov spectrum is formed if the injection time $t_i \geq t_K$; t_* is the saturation time. Dotted part of the curve corresponds to the short time period after the beginning of injection when the vortex configuration still consists of individual loops and ℓ cannot yet be defined. See text for details and values of parameters used in calculation.

$$E_K = \int_{k(t)}^{k_\ell} C_K \epsilon^{2/3} k^{-5/3} dk = \frac{3}{2} C_K \epsilon^{2/3} (k^{-2/3} - k_\ell^{-2/3}), \tag{36}$$

where $k_\ell = 2\pi/\ell(t) = 2\pi L_0^{1/2}(t)$ and $C_K \approx 1.5$ is the Kolmogorov constant.

Quasiclassical turbulence is dissipated at the scale of the intervortex distance, $\ell(t)$ by the Kelvin wave cascade, so that the dissipation in eq. (36) is given by eq. (27) with $L_0(t)$ determined by eq. (29). From the equation

$$E_{in}(t) = E_K(t), \tag{37}$$

where E_{in} grows in time as in eq. (31), we can extract $k(t)$, and the corresponding “quasiclassical” lengthscale $\lambda = 2\pi/k$:

$$\lambda(t) = \ell(t) \left[1 + \frac{2(2\pi)^{2/3}}{3C_K} \frac{E_{in}(t)}{\epsilon^{2/3}(t)\ell^{2/3}(t)} \right]^{3/2}, \tag{38}$$

where $\ell(t) = L_0^{-1/2}$ and $\epsilon(t)$ is determined by eq. (27) (for $t > t_*$ these quantities no longer depend on time and are determined by formulae (35)). The lengthscale λ should be compared to ℓ and the size D of the experimental cell. We expect that if $\lambda/\ell \approx 10$ (one decade of the k -space) the Kolmogorov spectrum should start becoming visible. The full Kolmogorov spectrum, which would yield the observed $L \sim t^{-3/2}$ decay of the vortex line density after the injection of rings has stopped, requires, of course, $\lambda(t)$ to grow up to the largest possible value, $\lambda(t_K) = D$.

We should note here that eq. (38) is not applicable during a very short time period after the start of injection when the vortex configuration still consists mainly of small individual vortex loops rather than of tangled vortex lines, so that eq. (27) is not yet valid. However, this short time period will not significantly affect our estimates of times t_* and t_K .

We now analyze time t_K predicted by eq. (38) in connection with experimental observations. Two experiments in which the quasiclassical regime of quantum turbulence was generated by ion injection were reported in refs 9 and 10. In the first of these experiments, performed at temperatures ranging from $T = 0.7$ K to $T = 1.6$ K in a cube-shaped container with sides 4.5 cm (volume $V \approx 91$ cm³), the quasiclassical regime was prominent after injections longer than 30 s, depending on the injected electron current I which was in the range from 10^{-12} to 10^{-10} A. In the second experiment¹⁰, which was performed in the experimental cell of a more complicated shape, the quasiclassical regime has been observed after longer, ~ 100 s injection (a detailed description of the experimental cell can be found in ref. 35). Note that refs 9 and 10 do not provide a more detailed analysis of the relation between the duration of injection and the resulting regime of turbulence. Although the second of these experiments has been carried out in the truly zero-temperature limit (at $T = 80$ mK), to illustrate our calculation of time t_K we will use the parameters of the first experiment⁹ (assuming, however, $T = 0$) whose geometry of the experimental cell was much simpler.

In experiment⁹, the radius of injected vortex rings was $R \approx 0.53 \mu\text{m} = 5.3 \times 10^{-5}$ cm, which corresponds to $F \approx 9.5$. To find the frequency of rings' injection, we will follow the assumption made in ref. 9 that at low temperatures each injected electron dresses itself in a quantized vortex ring. Then, $f_{in} = I/e$, where $e \approx 1.6 \times 10^{-19}$ C is the elementary charge. For the electron current $I = 10^{-10}$ A the frequency $f_{in} = 6.25 \times 10^8$ Hz, and, assuming $\beta = 0.5$, for the saturation time we have $t_* \approx 6.92$ s. For the parameters of experiment⁹, the evolution of the quasiclassical lengthscale, $\lambda(t)$ calculated using formula (38) is shown in Fig. 2.

Shortly after the beginning of injection the ratio $\lambda(t)/\ell(t)$ reaches the value

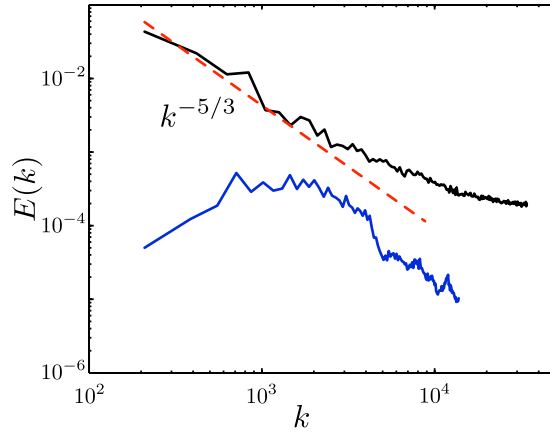


Figure 3. Cascading and non-cascading spectrum at low temperature. Energy spectrum (arbitrary units) vs wave number (cm^{-1}) for the tangle numerically generated by injection of the vortex rings. Bottom: duration of injection $t_i = 0.1$ s. Top: prolonged injection for $t_i = 1.0$ s. See text and ref. 8 for details and values of parameters used in calculation.

$$\frac{\lambda(t)}{\ell(t)} = \left[1 + \frac{2(2\pi)^{2/3} \epsilon_*^{1/3} t}{9C_K \ell_*^{2/3}} \right]^{3/2}, \tag{39}$$

which remains constant during the period $0 < t < t_*$ while the line density still grows and ℓ decreases. (Note that solution (38) is not valid for a short period of time immediately after beginning of injection when the vortex configuration still consists of individual vortex loops and ℓ cannot yet be defined; for this time period solution (38) is shown in Fig. 2 by the dotted part of the curve). The formation of quasiclassical scales occurs mainly after the tangle has been saturated, that is for $t > t_*$ (at which point $\lambda/\ell = 46$) when, as shown in Fig. 2, the quasiclassical lengthscale increases rapidly as $\lambda(t) \sim t^{3/2}$:

$$\lambda(t) = \ell_* \left[1 + \frac{2(2\pi)^{2/3} \epsilon_*^{1/3} t}{9C_K \ell_*^{2/3}} \right]^{3/2}. \tag{40}$$

In eqs (39),(40), t_* , ℓ_* and ϵ_* are determined by formulae (33) and (35).

Since, for the parameters of experiment⁹, $t_K > t_*$, then the time when λ becomes equal to the cell's size so that the quasiclassical turbulence is fully developed can be calculated from eq. (38), assuming $\lambda = D$, $\ell = \ell_*$, and $\epsilon = \epsilon_*$, as

$$t_K = \frac{9C_K \ell_*^{2/3}}{2(2\pi)^{2/3} \epsilon_*^{1/3}} \left[\left(\frac{D}{\ell_*} \right)^{2/3} - 1 \right]. \tag{41}$$

Note that time t_K does not depend on the modelling parameter β in eq. (28). For the parameters of experiment⁹ eq. (41) yields $t_K \approx 31$ s.

Although this time compares very favourably with the results of experiment⁹ which showed that at temperatures $T \geq 0.7$ K the quasiclassical regime is especially prominent after more than 30 s long injection, such a good agreement might be rather coincidental. The reason is that even at temperature as low as 0.7 K, such that the normal fluid fraction is only 2.27×10^{-4} and the mutual friction coefficient α is of the order of 10^{-3} , the vortex rings of radius $0.53 \mu\text{m}$ cannot be treated as ballistic. Indeed, at this temperature such rings decay on a distance $R/\alpha \approx 0.05$ cm which is much smaller than the size of the experimental cell. Only at temperatures $T < 0.5$ K ($\alpha < 10^{-5}$) the range of rings' decay exceeds D . It can be expected that, in the experiment⁹, at the initial stage of ion injection the formation of tangle and the generation of motion on quasiclassical ($r > \ell$) scales occur near the injector. It can also be expected that, as time progresses, the tangle and the flow on quasiclassical scales spread through the whole experimental cell, as illustrated by the cartoon shown in Fig. 1 of ref. 9. Clearly, our simple model, which assumes both ballistic propagation of rings and the spatial uniformity of the tangle, does not capture these phenomena. However, because our model captures essential features of the generation of motion on quasiclassical scales, we should probably expect an order-of-magnitude agreement between our prediction of time t_K and the experimental observations. A better agreement found in this work is somewhat surprising.

Obtained from our numerical simulation⁸, typical energy spectra for ultraquantum and quasiclassical regimes of quantum turbulence, generated, respectively, by a short ($t_i = 0.1$ s) and a long ($t_i = 1$ s) injection of vortex rings, is illustrated in Fig. 3. The calculation was performed in the periodic box of size $D = 0.03$ cm for vortex rings, injected with initial velocities randomly confined within a small, $\pi/10$ angle, of radii narrowly distributed around $R = 6 \times 10^{-4}$ cm. The frequency of rings' injection was $f_{in} \approx 320$ Hz (see ref. 8 for numerical method and

procedure). As seen from the bottom curve, in the case of short duration of the injection the spectrum does indeed show the absence of the $k^{-5/3}$ scaling for any interval of wave numbers but has instead a broad peak similar to that typical of the counterflow turbulence, cf. Fig. 1. On the other hand, our simulation for a longer duration of injection clearly shows that in this case the Kolmogorov spectrum is formed, see the top curve of Fig. 3.

Discussion

Based on estimates for the effective dissipation rate in quantum turbulence considered at the hydrodynamic scales, that is in the range of scales corresponding to many vortices rather than individual vortex lines, we have obtained conditions necessary for existence of the kinetic energy cascade in the superfluid component and, hence, of the $k^{-5/3}$ scaling of the superfluid's kinetic energy spectrum. The phenomenological approach which we have developed has enabled us to explain why, at finite temperatures, the Kolmogorov energy spectrum cannot be observed in ^4He counterflows and ^3He -B flows in the presence of stationary normal fluid. We have then extended our approach to consider generation of ^4He quantum turbulence at very low temperatures. We have considered a tangle of quantized vortices generated, as in the experiments^{9,10}, by a beam of electrons injected, in the bubble state, into helium at temperatures significantly lower than T_λ . At the considered scales of many vortices the rôle of the effective dissipation rate is played by the rate at which the energy is fed into the Kelvin waves. Having calculated the time required for the inverse energy transfer to form the Kolmogorov energy spectrum for all available “quasiclassical” wavenumbers (from that corresponding to the size of experimental volume to the wavenumber corresponding to the intervortex distance ℓ), we estimated the durations of injection required to generate the quasiclassical regime of quantum turbulence at scales larger than ℓ . The calculated durations are consistent with those observed experimentally⁹.

We conclude that the regimes of quantum turbulence which have been observed at both high and low temperatures and which are characterized by the spectral nature in which the large eddies are weak, most of the energy is contained at the intermediate scales, and the fully developed energy cascade is absent, can be understood on the ground of simple large-scale quasiclassical (“hydrodynamical”) considerations.

Data supporting this publication is openly available under an Open Data Commons Open Database License.

References

- Barenghi, C. F., Lvov, V. S. & Roche, P.-E. Experimental, numerical, and analytical velocity spectra in turbulent quantum fluid. *Proc. Nat. Acad. Sciences USA* **111** (Suppl. 1), 4683–4690 (2014).
- Nore, C., Abid, M. & Brachet, M. E. Kolmogorov turbulence in low temperature superflows. *Phys. Rev. Lett.* **78**, 3896–3899 (1997).
- Baggaley, A. W., Laurie, J. & Barenghi, C. F. Vortex density fluctuations, energy spectra, and vortical regions in superfluid turbulence. *Phys. Rev. Lett.* **109**, 205304–5 (2012).
- Baggaley, A. W. & Barenghi, C. F. Quantum turbulent velocity statistics and quasiclassical limit. *Phys. Rev. E* **84**, 067301–4 (2011).
- La Mantia, M. & Skrbek, L. Quantum, or classical turbulence? *Europhys. Lett.* **105**, 46002–6 (2014).
- Barenghi, C. F., Skrbek, L. & Sreenivasan, K. R. Introduction to quantum turbulence. *Proc. Nat. Acad. Sci. USA* **111** (Suppl. 1) 4647–4652 (2014).
- Volovik, G. E. Classical and quantum regimes of superfluid turbulence. *JETP Lett.* **78**, 533–537 (2003).
- Baggaley, A. W., Barenghi, C. F. & Sergeev, Y. A. Quasiclassical and ultraquantum decay of superfluid turbulence. *Phys. Rev. B* **85**, 060501(R)–4 (2012).
- Walmsley, P. M. & Golov, A. I. Quantum and quasiclassical types of superfluid turbulence. *Phys. Rev. Lett.* **100**, 245301–4 (2008).
- Zmeev, D. E. *et al.* Dissipation of quasiclassical turbulence in superfluid ^4He . *Phys. Rev. Lett.* **115**, 155303–5 (2015).
- Bradley, D. I. *et al.* Decay of pure quantum turbulence in superfluid ^3He -B. *Phys. Rev. Lett.* **96**, 035301–4 (2006).
- Baggaley, A. W., Sherwin, L. K., Barenghi, C. F. & Sergeev, Y. A. Thermally and mechanically driven quantum turbulence in helium II. *Phys. Rev. B* **86**, 104501–8 (2012).
- Frisch, U. *Turbulence: The Legacy of A. N. Kolmogorov*. (Cambridge University Press, Cambridge, England, 1995).
- Vinen, W. F. & Niemela, J. J. Quantum turbulence. *J. Low Temp. Phys.* **128**, 167–231 (2002).
- Vinen, W. F. Theory of quantum grid turbulence in superfluid ^3He -B. *Phys. Rev. B* **71**, 024513–19 (2005).
- Lvov, V. S., Nazarenko, S. V. & Volovik, G. E. Energy spectra of developed superfluid turbulence. *JETP Lett.* **80**, 546–550 (2004).
- Lvov, V. S., Nazarenko, S. V. & Skrbek, L. Energy spectra of developed turbulence in helium superfluids. *J. Low Temp. Phys.* **145**, 125–142 (2006).
- Barenghi, C. F., Donnelly, R. J. & Vinen, W. F. Friction on quantized vortices in helium II: a review. *J. Low Temp. Phys.* **52**, 189–247 (1983).
- Roche, P.-E., Barenghi, C. F. & Lévêque, E. Quantum turbulence at finite temperature: the two-fluids cascade. *Europhys. Lett.* **87**, 54006–6 (2009).
- Donnelly, R. J. & Barenghi, C. F. The observed properties of liquid helium at the saturated vapor pressure. *J. Phys. Chem. Ref. Data* **27**, 1217–1274 (1998).
- Adachi, H., Fujiyama, S. & Tsubota, M. Steady-state counterflow turbulence: simulation of vortex filaments using the full Biot-Savart law. *Phys. Rev. B* **81**, 104511–7 (2010).
- Marakov, A. *et al.* Visualization of the normal-fluid turbulence in counterflowing superfluid ^4He . *Phys. Rev. B* **91**, 094503–5 (2015).
- Sherwin-Robson, L. K., Barenghi, C. F. & Baggaley, A. W. Local and nonlocal dynamics in superfluid turbulence. *Phys. Rev. B* **91**, 104517–8 (2015).
- Salort, J. *et al.* Turbulent velocity spectra in superfluid flows. *Phys. Fluids* **22**, 125102–9 (2010).
- Duri, D., Baudet, C., Moro, J. P., Roche, P.-E. & Diribarne, P. Hot-wire anemometry for superfluid turbulent coflows. *Rev. Sci. Instrum.* **86**, 025007–7 (2015).
- Salort, J., Chabaud, B., Lévêque, E. & Roche, P.-E. Energy cascade and the four-fifths law in superfluid turbulence. *Europhys. Lett.* **97**, 34006–6 (2012).
- Baggaley, A. W., Barenghi, C. F. & Sergeev, Y. A. Three-dimensional inverse energy transfer induced by vortex reconnections. *Phys. Rev. E* **89**, 013002–5 (2014).
- Walmsley, P. M., Tompsett, P. A., Zmeev, D. E. & Golov, A. I. Reconnections of quantized vortex rings in superfluid ^4He at very low temperatures. *Phys. Rev. Lett.* **113**, 125302–5 (2014).
- Donnelly, R. J. *Quantised Vortices In Helium II* (Cambridge University Press, Cambridge, England, 1995).
- Laurie, J. & Baggaley, A. W. A note on the propagation of quantized vortex rings through a quantum turbulence tangle: Energy transport or energy dissipation? *J. Low Temp. Phys.* **180**, 95–108 (2015).

31. Walmsley, P. M., Golov, A. I., Hall, H. E., Levchenko, A. A. & Vinen, W. F. Dissipation of quantum turbulence in the zero temperature limit. *Phys. Rev. Lett.* **99**, 265302–4 (2007).
32. Stalp, S. R., Skrbek, L. & Donnelly, R. J. Decay of grid turbulence in a finite channel. *Phys. Rev. Lett.* **82**, 4831–4834 (1999).
33. Tsubota, M., Araki, T. & Nemirovskii, S. K. Dynamics of vortex tangle without mutual friction in superfluid ^4He . *Phys. Rev. B* **62**, 11751–11762 (2000).
34. Kondaurova, L., L'vov, V., Pomyalov, A. & Procaccia, I. Kelvin waves and decay of quantum superfluid turbulence. *Phys. Rev. B* **90**, 94501–10 (2014).
35. Zmeev, D. E. A method for driving an oscillator at a quasi-uniform velocity. *J. Low Temp. Phys.* **175**, 480–485 (2014).

Acknowledgements

We acknowledge the support by the Engineering and Physical Sciences Research Council (United Kingdom) through Grant No. EP/I019413/1.

Author Contributions

Physical mechanisms which prevent the formation of Richardson cascade and Kolmogorov scaling of the superfluid energy spectrum in quantum turbulence were analyzed by C.F.B. and Y.A.S. Numerical calculation of spectra, for both high and low temperature regimes, were performed by A.W.B. The paper was written by C.F.B., Y.A.S. and A.W.B.

Additional Information

Competing financial interests: The authors declare no competing financial interests.

How to cite this article: Barenghi, C. F. *et al.* Regimes of turbulence without an energy cascade. *Sci. Rep.* **6**, 35701; doi: 10.1038/srep35701 (2016).



This work is licensed under a Creative Commons Attribution 4.0 International License. The images or other third party material in this article are included in the article's Creative Commons license, unless indicated otherwise in the credit line; if the material is not included under the Creative Commons license, users will need to obtain permission from the license holder to reproduce the material. To view a copy of this license, visit <http://creativecommons.org/licenses/by/4.0/>

© The Author(s) 2016